

Lassa-Virus und Arbeitsschutz oder

die besten Geschichten schreibt das Leben ...

An aerial photograph of Frankfurt am Main, Germany, showing a dense urban landscape with numerous skyscrapers and modern buildings. The sky is hazy, and the city extends to the horizon.

René Gottschalk

Gesundheitsamt der Stadt Frankfurt am Main

Kompetenzzentrum für hochpathogene Infektionserreger

Hessen, Rheinland-Pfalz und Saarland

Hochkontagiöse

Erreger?

Hochpathogene Erreger in der EU und D

Datum	Land	Ursprungsland	Krankheit	Patient	
2000/01	D	Ghana/Burkina Faso/Elfenbeinküste	Lassafieber	w/23	†
2000/03	GB	Sierra Leone	Lassafieber	m/50	†
2000/03	D	Nigeria	Lassafieber	m/57	†
2000/06	NL	Sierra Leone	Lassafieber	m/48	†
2003/03	D	Singapur	SARS-CoV	m/32	*
2003/03	D	Singapur	SARS-CoV	w/30	*
2003/03	D	Singapur	SARS-CoV	m/67	*
2006/07	D	Sierra Leone	Lassafieber	m/70	*
2008/07	NL	Uganda	Marburgfieber	w/41	†
2009/01	GB	Nigeria	Lassafieber	m/66	†
2009/02	GB	Mali	Lassafieber	m/25	†
2012/10	D	Qatar	MERS-CoV	m/67	*
2013/03	D	Vereinigte Arabische Emirate	MERS-CoV	m/73	†
2014/08	E	Liberia	Ebolafieber	m/75	†
2014/08	D	Sierra Leone	Ebolafieber	m/36	*
2014/09	GB	Sierra Leone	Ebolafieber	m/29	*
2014/09	E	Sierra Leone	Ebolafieber	m/69	†
2014/10	E	Spanien	Ebolafieber	w/44	*
2014/10	D	Sierra Leone	Ebolafieber	m/38	*
2014/10	D	Liberia	Ebolafieber	m/56	†
2014/12	GB	Sierra Leone	Ebolafieber	w/39	*
2015/03	D	Vereinigte Arabische Emirate	MERS-CoV	m/65	†
2015/03	GB	Sierra Leone	Ebolafieber	w/25	*
2016/02	D	Togo	Lassafieber	m/46	†
2016/03	D	Togo	Lassafieber	m/41	*

Der Fall ...

Reports of Lassa fever outbreak in Nigeria



Reports of Lassa fever cases in Benin



Index patient develops first symptoms




Admission of index patient in Togo



Transport of index patient to Cologne



Index patient dies



Tag 0





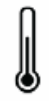
Reports of Lassa fever outbreak in Nigeria



Reports of Lassa fever cases in Benin



Index patient develops first symptoms



Admission of index patient in Togo

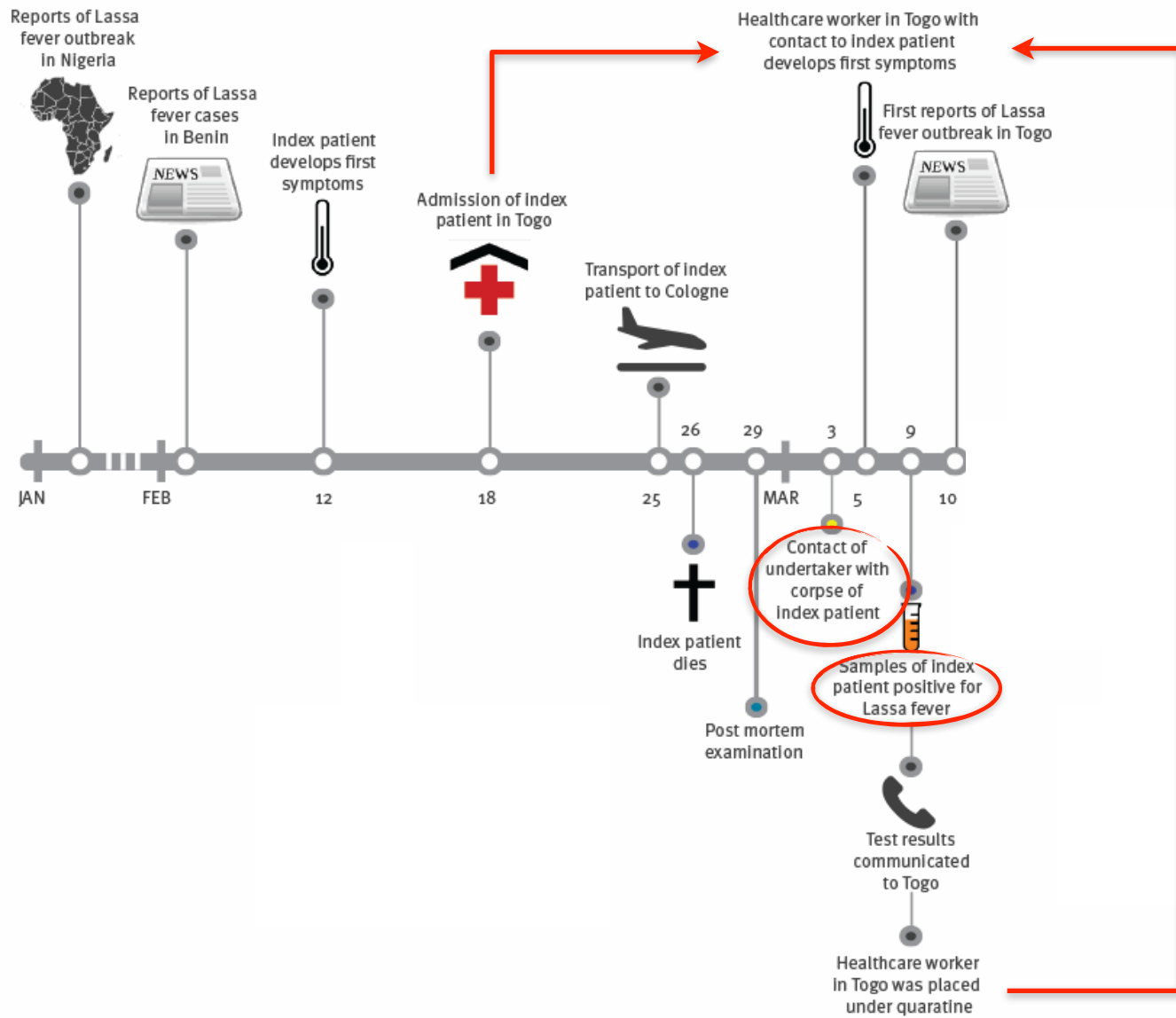


Transport of index patient to Cologne



Index patient dies

Post mortem examination



Risikodifferenzierung von VHF-Kontaktpersonen

-  Kategorie Ia:
Kontaktpersonen mit hohem Risiko
-  Kategorie Ib:
Kontaktpersonen mit erhöhtem Risiko
-  **Kategorie II:**
Kontaktpersonen mit mäßigem Risiko
-  Kategorie III:
Kontaktpersonen mit geringem Risiko

Absonderung

Ansteckungsverdächtige, Krankheitsverdächtige/Kranke

Quarantäne

Ansteckungsverdächtige

Isolierung

Kranke, Krankheitsverdächtige

Quarantäne

Ansteckungsverdächtige

häuslich

bei hochpathogenen Krankheitserregern
(Auflagen/Kontrolle)

stationär

bei hochpathogenen Krankheitserregern

Reports of Lassa fever outbreak in Nigeria



Reports of Lassa fever cases in Benin



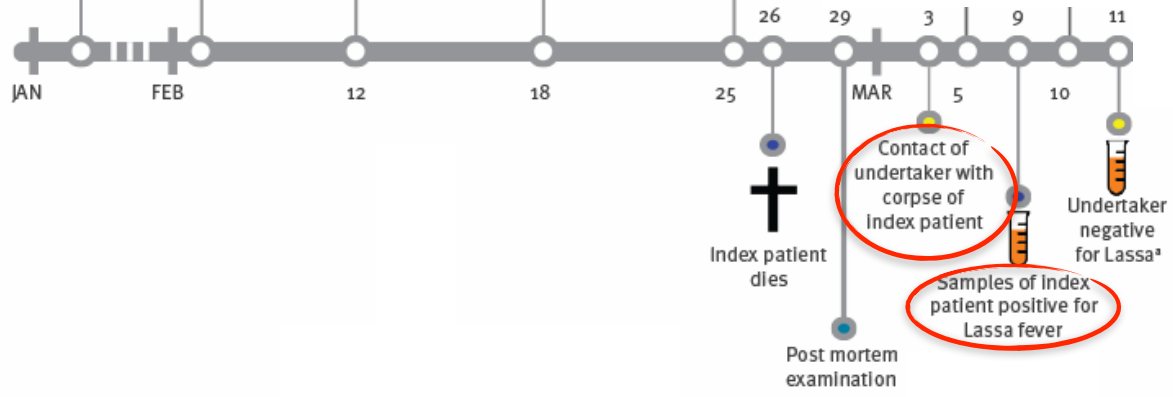
Index patient develops first symptoms



Admission of index patient in Togo



Transport of index patient to Cologne



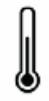
Reports of Lassa fever outbreak in Nigeria



Reports of Lassa fever cases in Benin



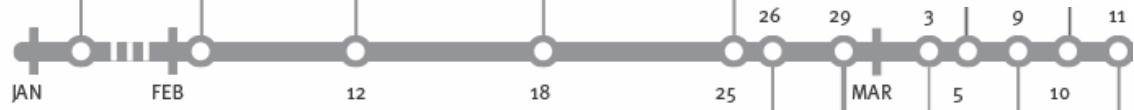
Index patient develops first symptoms



Admission of index patient in Togo



Transport of index patient to Cologne



Index patient dies

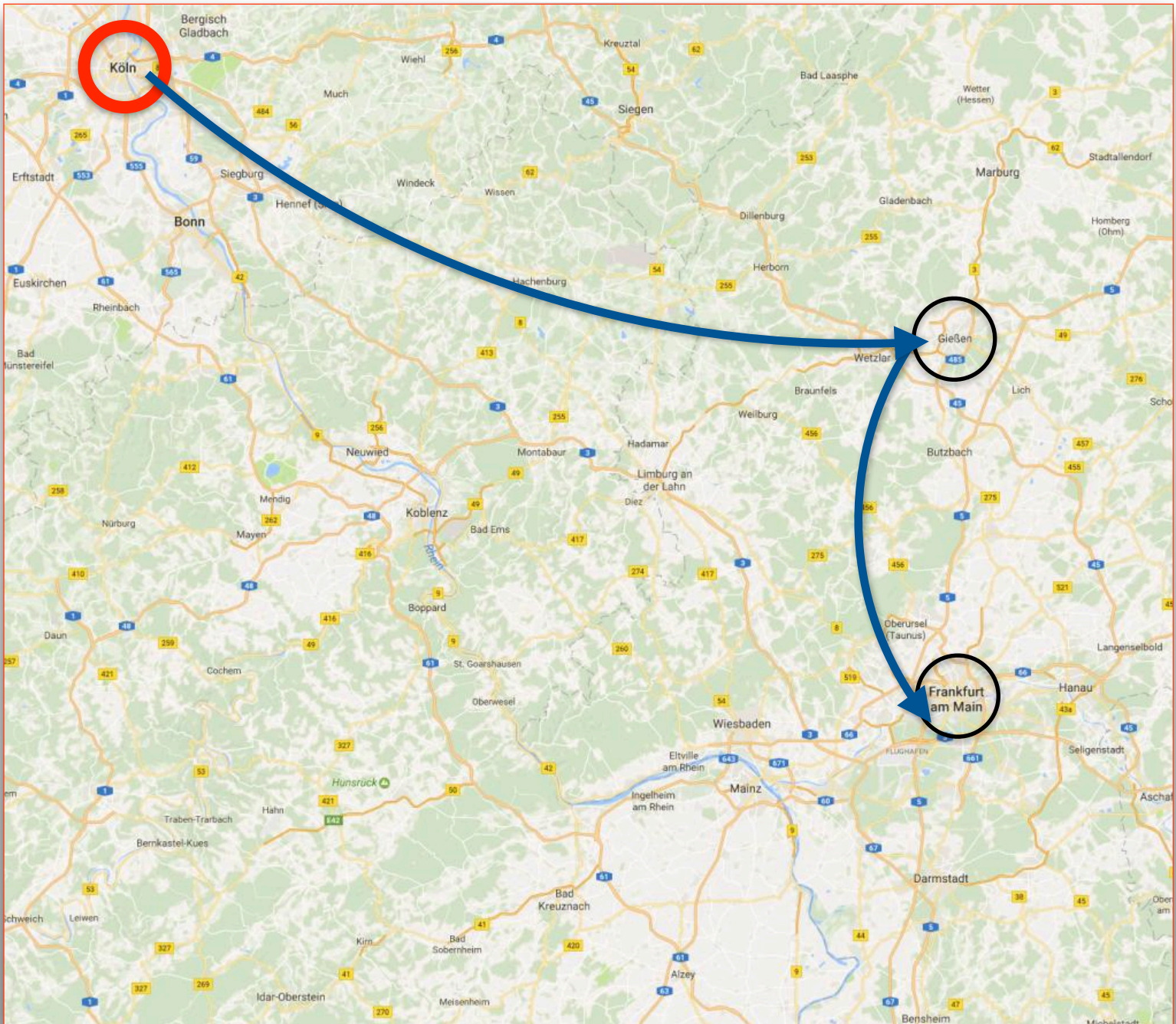


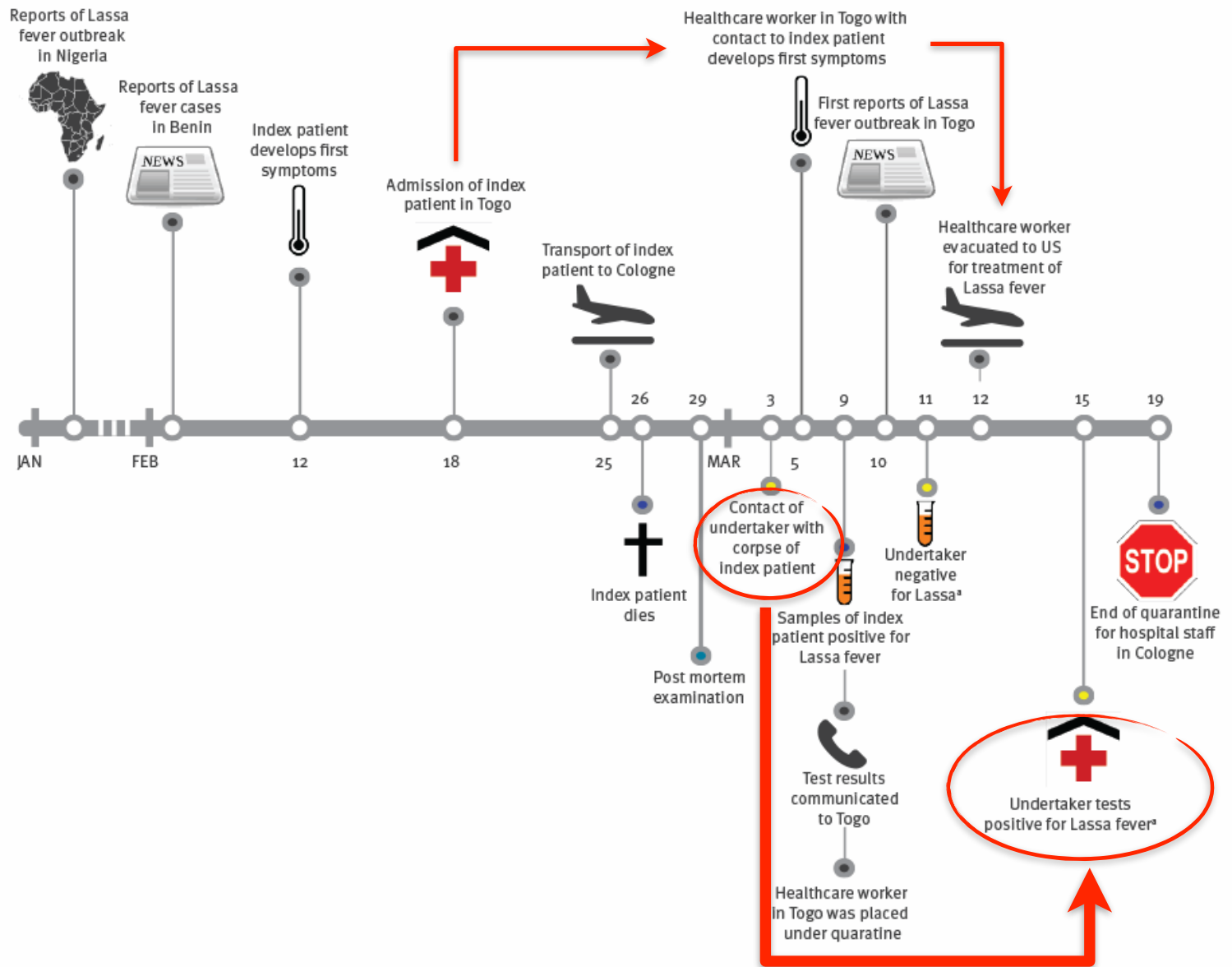
Post mortem examination

Contact of undertaker with corpse of index patient

Samples of index patient positive for Lassa fever

Undertaker negative for Lassa^a



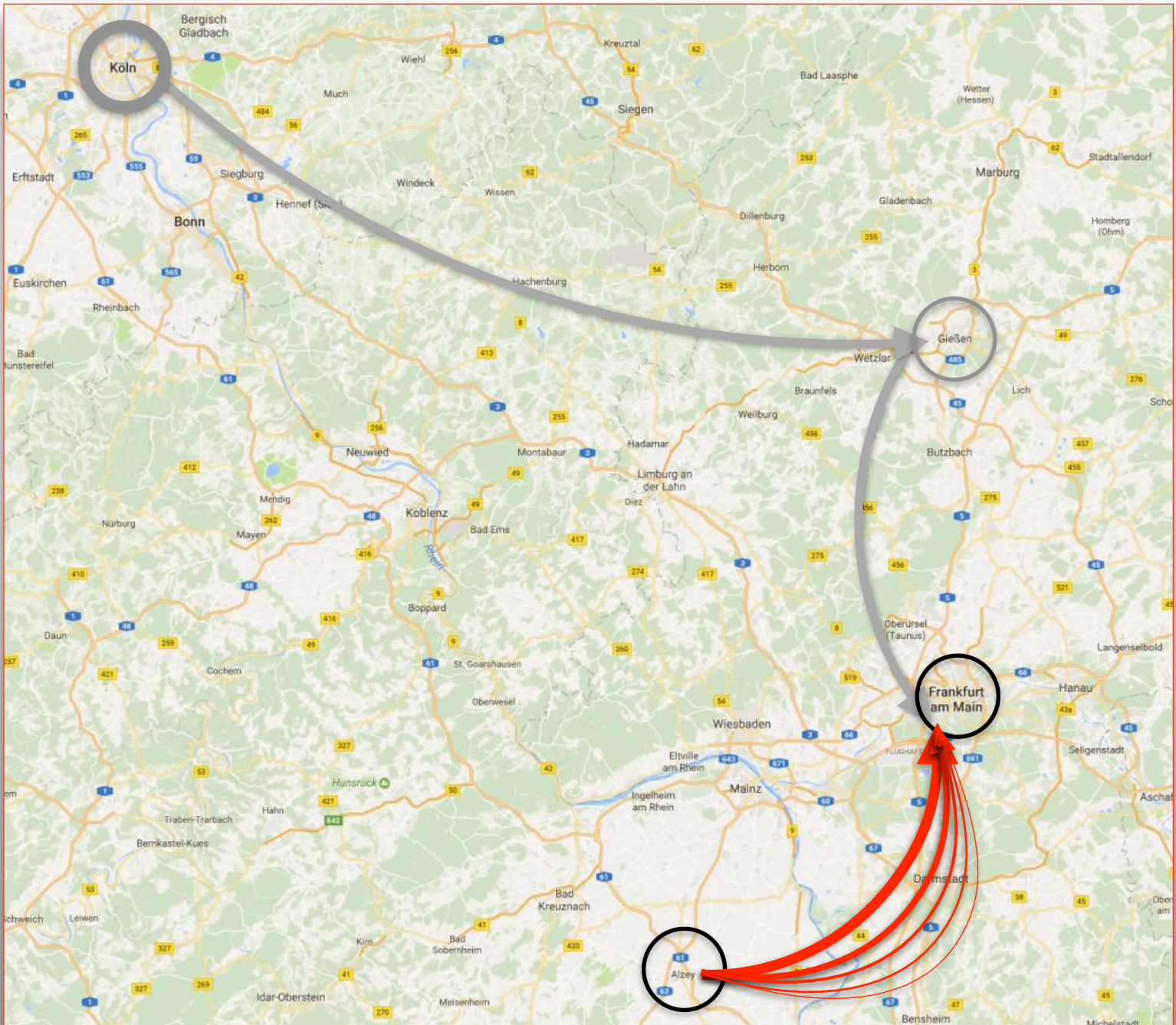






Obwohl Bestatter zur Kategorie II gehören, kam es zur Infektion

- Unzureichende Schutzkleidung?
- Unsachgemäßes Arbeiten an der Leiche?
- Fehler beim Umbetten in den Zinksarg?
- Indexpatient/Leiche besonders infektiös?



Fazit/Probleme

- 📌 Erste weltweite Sekundärinfektion außerhalb Afrikas
- 📌 Vorgaben für die Schutzkleidung/Arbeitsanweisungen
- nicht nur - von Bestattern müssen überprüft werden
- 📌 Vorgaben für häusliche Quarantäne
- 📌 Umgang mit Kontaktpersonen
- 📌 Zuständigkeiten
Ministerien, Mittelbehörden, Gesundheitsämter, KHPI...
- 📌 Und, und, und ...

Control measures following a case of imported Lassa fever from Togo, North Rhine Westphalia, Germany, 2016

Clara Lehmann^{1,2}, Matthias Kochanek^{2,3}, Diana Abdulla^{2,3}, Stephan Becker^{4,5}, Boris Böll^{2,3}, Anne Bunte⁶, Daniel Cadar^{7,8}, Arno Dormann⁹, Markus Eickmann^{4,5}, Petra Emmerich^{7,10}, Torsten Feldt¹¹, Christina Frank¹², Jochen Fries¹³, Martin Gabriel^{7,8}, Udo Goetsch¹⁴, René Gottschalk^{14,15}, Stephan Günther^{7,8}, Michael Hallek^{2,3}, Dieter Häussinger¹¹, Christian Herzog¹⁶, Björn Jensen¹¹, Felix Kolibay¹⁷, Michael Krakau⁹, Georg Langebartels¹⁷, Toni Rieger^{7,8}, Lars Schaade¹⁶, Jonas Schmidt-Chanasit^{7,8}, Edgar Schömig¹⁸, Gundolf Schüttfort¹⁹, Alexander Shimabukuro-Vornhagen^{2,3}, Michael von Bergwelt-Baildon^{2,3}, Ulrike Wieland²⁰, Gerhard Wiesmüller⁶, Timo Wolf¹⁹, Gerd Fätkenheuer^{1,2}

1. German Center for Infection Research (DZIF), Bonn-Cologne, Germany
2. Department I of Internal Medicine, University of Cologne, Germany
3. Centre of Integrated Oncology Köln, University of Cologne, Germany
4. Institute for Virology, Universität Marburg, Germany
5. German Center for Infection Research (DZIF), Gießen-Marburg-Langen, Germany
6. Public Health Department Cologne, Germany
7. Bernhard Nocht Institute for Tropical Medicine, Hamburg, Germany
8. German Centre for Infection Research (DZIF), Hamburg, Germany
9. Municipal Hospital of Cologne, Medical Department Holweide, Germany
10. Department of Tropical Medicine and Infectious Diseases, Center of Internal Medicine II, University of Rostock, Rostock, Germany
11. Clinic for Gastroenterology, Hepatology and Infectious Diseases, Heinrich Heine University, Düsseldorf, Germany
12. Department for Infectious Disease Epidemiology, Robert Koch Institute, Berlin, Germany
13. Department of Pathology, University of Cologne, Germany
14. Health Protection Authority City of Frankfurt am Main, Germany
15. University Hospital Frankfurt, Institute of Medical Virology, Germany
16. Centre for Biological Threats and Special Pathogens, Robert Koch Institute, Berlin, Germany
17. Department for Clinical Affairs, University of Cologne, Germany
18. Clinical director University of Cologne, Germany
19. University Hospital Frankfurt, Department of Infectious Diseases, Germany
20. Institute of Virology, University of Cologne, Germany

An aerial photograph of Frankfurt, Germany, showing a mix of modern skyscrapers and traditional European architecture. The city is situated along the Main River, with several bridges visible. The sky is clear and blue, suggesting a bright day. The text 'rene.gottschalk@stadt-frankfurt.de' is overlaid in white across the center of the image.

rene.gottschalk@stadt-frankfurt.de